



Kids Voting Missouri General Election 2018 November 6, 2018 Fox C-6 School District



2018-Fox/OFFICIAL 9-12 Ballot Results

Report Generated: 11/06/2018 12:12 AM MST








What is your current grade level?

		Name	Votes
		11th Grade	758 (44.35%)
		9th Grade	406 (23.76%)
		10th Grade	360 (21.06%)
		12th Grade	185 (10.83%)







U.S. Senate (6-Year Term): Vote for 1

		Name	Party	Votes
		Josh Hawley	Republican	861 (50.65%)
		Claire McCaskill	Democrat	539 (31.71%)
		Jo Crain	Green	117 (6.88%)
		Craig O'Dear	Independent	97 (5.71%)
		Japheth Campbell	Libertarian	86 (5.06%)

U.S. House of Representatives (Congress)- (2-Year Term) - Vote for 1 in YOUR District

	Name	Party	Votes
	 Ann Wagner	Republican	780 (45.8%)
	 Cort VanOstran	Democrat	415 (24.37%)
	 Blaine Luetkemeyer	Republican	296 (17.38%)
	 Katy Geppert	Democrat	94 (5.52%)
	 Larry A. Kirk	Libertarian	90 (5.28%)
	 Donald V. Stolle	Libertarian	28 (1.64%)












State Auditor (4-Year Term) - Vote for 1

	Name	Party	Votes
	 Saundra McDowell	Republican	706 (42.15%)
	 Nicole Galloway	Democrat	614 (36.66%)
	 Don Fitz	Green	146 (8.72%)
	 Sean O'Toole	Libertarian	123 (7.34%)
	 Jacob Luetkemeyer	Constitution	86 (5.13%)




State Senate--(4-Year Term)---Vote for 1

	Name	Party	Votes
	 Paul Wieland	Republican	742 (44.51%)
	 Robert Butler	Democrat	514 (30.83%)
	 Richie Camden	Libertarian	411 (24.66%)
			Total Votes: 1,667

State Representative (2-Year Term)---Vote for ONE in YOUR District

		Name	Votes
		State Rep Dist 113 - Dan Shaul (Republican)	633 (37.39%)
		State Rep Dist 113 - Karen Settlemoir-Berg (Democrat)	487 (28.77%)
		State Rep Dist 112 - Rob Vescovo (Republican)	169 (9.98%)
		State Rep Dist 111 - Shane Roden (Republican)	84 (4.96%)
		State Rep Dist 112 - Benjamin Hagin (Democrat)	82 (4.84%)
		State Rep Dist 97 - Mary Elizabeth Coleman (Republican)	78 (4.61%)
		State Rep Dist 111 - Phoebe Ottomeyer (Democrat)	54 (3.19%)
		State Rep Dist 114 - Dennis McDonald (Democrat)	46 (2.72%)
		State Rep Dist 97- Mike Revis (Democrat)	41 (2.42%)
		State Rep Dist 114 - Becky Ruth (Republican)	19 (1.12%)

Jefferson County Executive (4-Year Term) - Vote for 1

		Name	Party	Votes
		Dennis Gannon	Republican	825 (50.06%)
		Jeff Roorda	Democrat	823 (49.94%)
				Total Votes: 1,648

Ballot Propositions

Name	Yes Votes	No Votes	Total
Amendment 1: Clean Missouri Initiative	1,081 (64.38%)	598 (35.62%)	1,679
Proposition B: Minimum Wage Proposed by the 99th General Assembly	996 (58.93%)	694 (41.07%)	1,690
Proposition D: Fuel Tax- Proposed by the 99th General Assembly	710 (42.21%)	972 (57.79%)	1,682