




Kids Voting Missouri General Election 2018 November 6, 2018 Ladue School District



2018-Ladue OFFICIAL BALLOT KVMO/9-12 Results

Report Generated: 11/06/2018 12:25 AM MST

What is your current grade level?

		Name	Votes
		11th Grade	449 (34.09%)
		12th Grade	365 (27.71%)
		9th Grade	285 (21.64%)
		10th Grade	218 (16.55%)

U.S. Senate (6-Year Term)- Vote for 1

		Name	Party	Votes
		Claire McCaskill	Democrat	827 (57.27%)
		Josh Hawley	Republican	431 (29.85%)
		Japheth Campbell	Libertarian	99 (6.86%)
		Craig O'Dear	Independent	45 (3.12%)
		Jo Crain	Green	42 (2.91%)

U.S. House of Representatives (Congress) (2-Year Term) - Vote for 1 in YOUR district

	Name	Party	Votes
	Cort VanOstran	Democrat	441 (30.88%)
	Lacy Clay	Democrat	403 (28.22%)
	Ann Wagner	Republican	323 (22.62%)
	Robert Vroman	Republican	155 (10.85%)
	Larry A. Kirk	Libertarian	57 (3.99%)
	Robb E. Cunningham	Libertarian	30 (2.1%)
	David Justus Arnold	Green	19 (1.33%)











State Auditor (4-Year Term) - Vote for 1

	Name	Party	Votes
	Nicole Galloway	Democrat	933 (67.22%)
	Sandra McDowell	Republican	312 (22.48%)
	Don Fitz	Green	55 (3.96%)
	Sean O'Toole	Libertarian	53 (3.82%)
	Jacob Luetkemeyer	Constitution	35 (2.52%)




MO State Senate - (4-Year Term): Vote for 1

	Name	Party	Votes
	Jill Schupp	Democrat	579 (41.36%)
	Gregory B. Powers	Republican	203 (14.5%)
	Karla May	Democrat	170 (12.14%)
	Brian Williams	Democrat	164 (11.71%)
	Robert J. Crump	Republican	145 (10.36%)
	Jim Higgins	Libertarian	139 (9.93%)

MO State Representative: 2-Year Term/Vote for 1 in YOUR District

		Name	Votes
		State Rep District 88-Tracy McCreery/Democrat	425 (31.07%)
		State Rep District 88-Lloyd Nolan/Republican	295 (21.56%)
		State Rep District 71-LaDonna Appelbaum/Democrat	145 (10.6%)
		State Rep District 87-Ian Mackey/Democrat	142 (10.38%)
		State Rep District 89-Kevin FitzGerald/Democrat	116 (8.48%)
		State Rep District 88-Stephen Johnson/Libertarian	81 (5.92%)
		State Rep District 89-Dean Plocher/Republican	68 (4.97%)
		State Rep District 87-Robert W. Warbin/Green	63 (4.61%)
		State Rep District 71-LaDonna Higgins/Libertarian	33 (2.41%)
			Total Votes: 1,368

St. Louis County Executive (4-Year Term) - Vote for 1

		Name	Party	Votes
		Steve Stenger	Democrat	791 (57.61%)
		Paul Berry III	Republican	456 (33.21%)
		Nicholas (Nick) Kasoff	Libertarian	76 (5.54%)
		Andrew Ostrowski	Constitution	50 (3.64%)
				Total Votes: 1,373

Ballot Propositions

Name	Yes Votes	No Votes	Total
Amendment 1: Clean Missouri Initiative	1,029 (74.95%)	344 (25.05%)	1,373
Proposition B: Minimum Wage (Proposed by Initiative Petition)	1,065 (76.78%)	322 (23.22%)	1,387
Proposition D: (Fuel Tax) [Proposed by 99th General Assembly (Second Regular Session) SS 2 HB 1460]	546 (39.91%)	822 (60.09%)	1,368
St. Louis County: Proposition Z (Proposed Zoo Tax)	990 (69.87%)	427 (30.13%)	1,417