



# Kids Voting Missouri General Election 2018 November 6, 2018 Lindbergh School District



## 2018-Lindbergh/OFFICIAL 9-12 Ballot Results

Report Generated: 11/06/2018 6:10 AM MST








What is your current grade level?

	Name	Votes
	9th Grade	818 (32.36%)
	11th Grade	680 (26.9%)
	10th Grade	670 (26.5%)
	12th Grade	360 (14.24%)
		Total Votes: 2,528







U.S. Senate (6-Year Term): Vote for 1

	Name	Party	Votes
	Josh Hawley	Republican	1,167 (44.92%)
	Claire McCaskill	Democrat	1,028 (39.57%)
	Jo Crain	Green	170 (6.54%)
	Craig O'Dear	Independent	117 (4.5%)
	Japheth Campbell	Libertarian	116 (4.46%)
			Total Votes: 2,598




U.S. House of Representatives (Congress)- (2-Year Term) - Vote for 1 in YOUR District

	Name	Party	Votes
	 Ann Wagner	Republican	1,297 (50.17%)
	 Cort VanOstran	Democrat	762 (29.48%)
	 Robert Vroman	Republican	235 (9.09%)
	 Lacy Clay	Democrat	217 (8.39%)
	 Robb E. Cunningham	Libertarian	43 (1.66%)
	 Larry A. Kirk	Libertarian	31 (1.2%)

State Auditor (4-Year Term) - Vote for 1

























	Name	Party	Votes
	 Nicole Galloway	Democrat	1,297 (50.27%)
	 Saundra McDowell	Republican	788 (30.54%)
	 Don Fitz	Green	216 (8.37%)
	 Sean O'Toole	Libertarian	149 (5.78%)
	 Jacob Luetkemeyer	Constitution	130 (5.04%)

State Senate--4th District (4-Year Term)--- Vote for 1 if in YOUR District

	Name	Party	Votes
	 Robert J. Crump	Republican	798 (55%)
	 Karla May	Democrat	653 (45%)

State Representative (2-Year Term)---Vote for ONE in YOUR District



Name		Votes
	State Rep Dist 96 - David J. Gregory (Republican)	398 (16.66%)
	State Rep Dist 96 - Erica Hoffman (Democrat)	293 (12.26%)
	State Rep Dist 92 - Bill Heisse (Republican)	282 (11.8%)
	State Rep Dist 91 - Sarah Unsicker (Democrat)	259 (10.84%)
	State Rep Dist 92 - Doug Beck (Democrat)	201 (8.41%)
	State Rep Dist 94 - Jim Murphy (Republican)	134 (5.61%)
	State Rep Dist 91 - Jennifer Bird (Republican)	129 (5.4%)
	State Rep Dist 82 - Erik Shelquist (Republican)	122 (5.11%)
	State Rep Dist 94 - Jean Pretto (Democrat)	63 (2.64%)
	State Rep Dist 90 - Deb Lavender (Democrat)	54 (2.26%)
	State Rep Dist 76 - Chris Carter (Democrat)	52 (2.18%)
	State Rep Dist 79 - LaKeySha Bosley (Democrat)	51 (2.13%)
	State Rep Dist 66 - Tommie Pierson, Jr. (Democrat)	44 (1.84%)
	State Rep Dist 81 - Steve Butz (Democrat)	44 (1.84%)
	State Rep Dist 77 - Steve Roberts (Democrat)	41 (1.72%)
	State Rep Dist 80 - Peter Merideth (Democrat)	35 (1.47%)
	State Rep Dist 78 - Bruce Franks Jr. (Democrat)	31 (1.3%)
	State Rep Dist 91- James Scariot (Libertarian)	30 (1.26%)
	State Rep Dist 82 - Donna M.C. Baringer (Democrat)	27 (1.13%)
	State Rep Dist 93 - Bob Burns (Democrat)	27 (1.13%)
	State Rep Dist 83 - Andrew Bolin (Libertarian)	25 (1.05%)
	State Rep Dist 83 - Gina Mitten (Democrat)	17 (0.71%)
	State Rep Dist 84 - Wiley Price IV - Democrat)	17 (0.71%)
	State Rep Dist 79 - Dan Elder (Libertarian)	13 (0.54%)

Total Votes: 2,389

St. Louis County Executive (4-Year Term) - Vote for 1

	Name	Party	Votes
	Paul Berry III	Republican	1,198 (46.83%)
	Steve Stenger	Democrat	1,100 (43%)
	Nicholas (Nick) Kasoff	Libertarian	166 (6.49%)
	Andrew Ostrowski	Constitution	94 (3.67%)
			Total Votes: 2,558

Ballot Propositions

Name	Yes Votes	No Votes	Total
Amendment 1: Clean Missouri Initiative	1,653 (64.27%)	919 (35.73%)	2,572
Proposition B: Minimum Wage-Proposed by the 99th General Assembly	1,650 (63.78%)	937 (36.22%)	2,587
Proposition D: Fuel Tax-Proposed by the 99th General Assembly	991 (38.4%)	1,590 (61.6%)	2,581
St. Louis County/Proposition Z (Proposed Zoo Tax)	1,605 (62.21%)	975 (37.79%)	2,580