



Kids Voting Missouri General Election 2018 November 6, 2018 Hazelwood School District



2018-Hazelwood-OFFICIAL KVMO/9-12 Results

Report Generated: 11/06/2018 12:20 AM MST

What is your current grade level?

	Name	Votes
	11th Grade	287 (43.48%)
	9th Grade	209 (31.67%)
	10th Grade	99 (15%)
	12th Grade	65 (9.85%)
	Total Votes: 660	

U.S. Senate (6-Year Term)- Vote for 1

	Name	Party	Votes
	Claire McCaskill	Democrat	454 (67.56%)
	Josh Hawley	Republican	123 (18.3%)
	Craig O'Dear	Independent	36 (5.36%)
	Japheth Campbell	Libertarian	34 (5.06%)
	Jo Crain	Green	25 (3.72%)
	Total Votes: 672		

U.S. House of Representatives (Congress)- (2-Year Term) - Vote for 1

	Name	Party	Votes
	Lacy Clay	Democrat	519 (79%)
	Robert Vroman	Republican	86 (13.09%)
	Robb E. Cunningham	Libertarian	52 (7.91%)
	Total Votes: 657		















State Auditor (4-Year Term) - Vote for 1

		Name	Party	Votes
		Nicole Galloway	Democrat	421 (63.6%)
		Sandra McDowell	Republican	128 (19.34%)
		Sean O'Toole	Libertarian	67 (10.12%)
		Don Fitz	Green	30 (4.53%)
		Jacob Luetkemeyer	Constitution	16 (2.42%)
				Total Votes: 662

MO State Senate-(4-Year Term): Vote for 1

		Name	Party	Votes
		Brian Williams	Democrat	628 (100%)

MO State Representative: 2-Year Term/Vote for 1 in YOUR District

		Name	Votes
		State Rep District 66-Tommy Pierson, Jr./Democrat	114 (17.92%)
		State Rep District 68-Jay Mosley/Democrat	63 (9.91%)
		State Rep District 70-Paula Brown/Democrat	63 (9.91%)
		State Rep District 67-Alan K. Green/Democrat	61 (9.59%)
		State Rep District 69-Adam Jenning/Republican	61 (9.59%)
		State Rep District 69-Gretchen Bangert/Democrat	59 (9.28%)
		State Rep District 69-Eric S. Harris/Libertarian	57 (8.96%)
		State Rep District 70-Mark Matthiesen/Republican	37 (5.82%)
		State Rep District 70-Carol Hexem/Green	34 (5.35%)
		State Rep District 74-Cora Faith Walker (Democrat)	29 (4.56%)
		State Rep District 67-Patti Longworth/Republican	23 (3.62%)
		State Rep District 75-Alan Gray/Democrat	21 (3.3%)
		State Rep District 73-Raychel Proudie/Democrat	14 (2.2%)

St. Louis County Executive (4-Year Term) - Vote for 1

		Name	Party	Votes
		Steve Stenger	Democrat	319 (48.78%)
		Paul Berry III	Republican	257 (39.3%)
		Andrew Ostrowski	Constitution	45 (6.88%)
		Nicholas (Nick) Kasoff	Libertarian	33 (5.05%)
				Total Votes: 654

Ballot Propositions

Name	Yes Votes	No Votes	Total
Amendment 1: Clean Missouri Initiative	432 (65.75%)	225 (34.25%)	657
Proposition B: Minimum Wage (Proposed by Initiative Petition)	473 (72.1%)	183 (27.9%)	656
Proposition D (Fuel Tax) [Proposed by 99th General Assembly (Second Regular Session) SS 2 HB 1460]	226 (34.61%)	427 (65.39%)	653
St. Louis County: Proposition Z (Proposed Zoo Tax)	391 (59.69%)	264 (40.31%)	655